

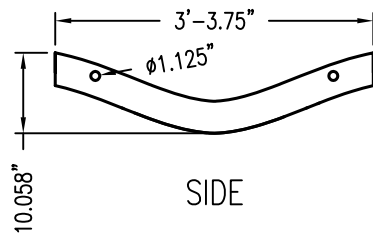
ISOMETRIC



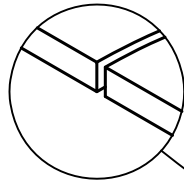
END



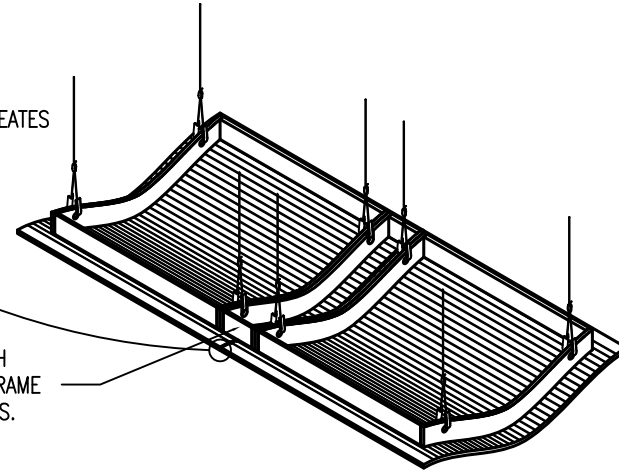
TOP



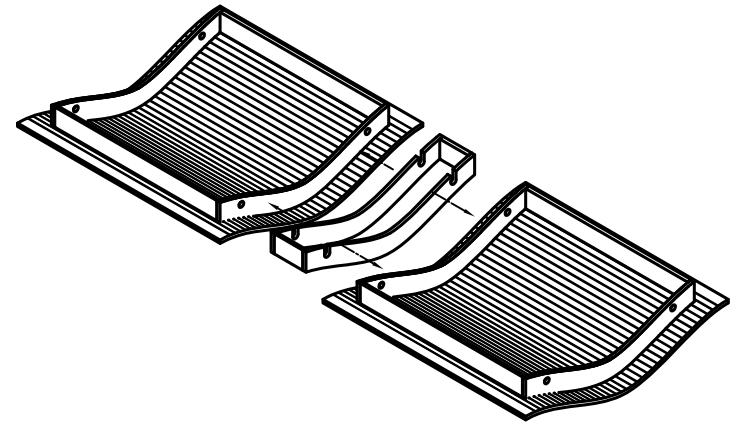
SIDE



JOINING FRAME CREATES  
A .250" REVEAL.



USING WOOD SCREWS, ATTACH  
THE RIBS OF THE JOINING FRAME  
TO THE RIBS OF THE SPLINES.



**RPG DIFFUSOR SYSTEMS, INC.**

651-C Commerce Drive, Upper Marlboro MD 20774  
Phone: 301-249-0044 \* Fax: 301-249-3912  
Email: info@rpginc.com

Title: RPG GAUSSIAN 6"-WI  
MOUNTING DETAIL - JOINING

Proj: RPG PRODUCT

Date: 11/27/09

By: WRM

Scale: 1/2"=1'-0"

Comments:

\_\_\_\_\_  
\_\_\_\_\_  
\_\_\_\_\_  
\_\_\_\_\_

Path: C:\Documents and Settings\jmadison\RPG\INC\Desktop\WFGW\_Waveform Gaussian W\CAD\_DWG\40 Gaussian WI 6 Mounting Detail